

COMPANY PROFILE

Fresenius is a global health care group providing products and services for dialysis, hospitals and outpatient medical care. In addition, Fresenius focuses on hospital operations. We also manage projects and provide services for hospitals and other health care facilities. More than 300,000 employees have dedicated themselves to the service of health in over 100 countries worldwide.

FRESENIUS GROUP IN FIGURES

Sales and Earnings	FY/21	FY/20	Change
Sales and Earnings			
Sales	37,520	36,277	3%
EBIT ¹	4,252	4,612	-8%
Net income ^{1,2}	1,867	1,796	4%
Earnings per ord. share in € ^{1,2}	3.35	3.22	4%
Balance sheet and cash flow			
Total assets	71,962	66,646	8%
Non-current assets	54,501	50,874	7%
Equity ³	29,288	26,023	13%
Equity ratio ³	40.7%	39.0%	
Net debt/EBITDA ^{1,4}	3.51	3.44	
Investments ⁵	3,117	3,300	-6%
Operating cash flow	5,078	6,549	-22%
Operating cash flow in % of sales	13.5%	18.1%	
Profitability			
EBIT margin ¹	11.3%	12.7%	
Return on equity after taxes (ROE) ^{1,2}	9.8%	10.6%	
Return on operating assets (ROOA) ¹	6.5%	7.3%	
Return on invested capital (ROIC) ¹	5.9%	6.5%	
Employees	316,078	311,269	2%

¹ Before special items

² Net income attributable to shareholders of Fresenius SE & Co. KGaA

³ Including noncontrolling interests

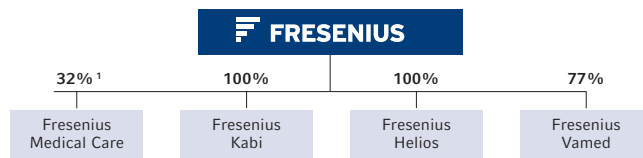
⁴ At average exchange rates for both net debt and EBITDA;

pro forma closed acquisitions/divestitures

⁵ Investments in property, plant and equipment, and intangible assets, acquisitions

GROUP STRUCTURE

The operating business comprises the four business segments, all of which are legally independent entities managed by the operating parent company Fresenius SE & Co. KGaA.



¹ As of December 31, 2021

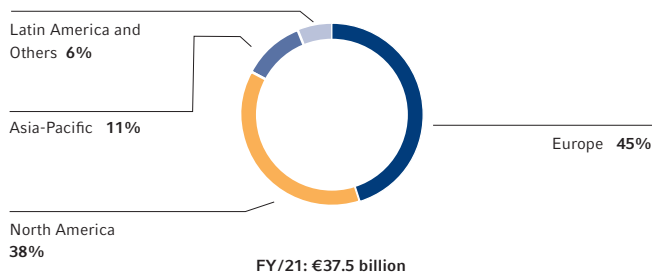
BUSINESS SEGMENTS

€ in millions		FY/21	FY/20	Change
FRESENIUS MEDICAL CARE	Sales	17,619	17,859	-1%
	EBIT ¹	1,852	2,304	-20%
FRESENIUS KABI	Sales	7,193	6,976	3%
	EBIT ²	1,153	1,095	5%
FRESENIUS HELIOS	Sales	10,891	9,818	11%
	EBIT ²	1,127	1,025	10%
FRESENIUS VAMED	Sales	2,297	2,068	11%
	EBIT ²	101	29	--

¹ Reported

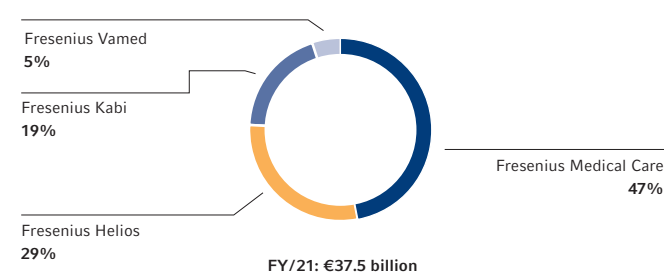
² Before special items

SALES BY REGION

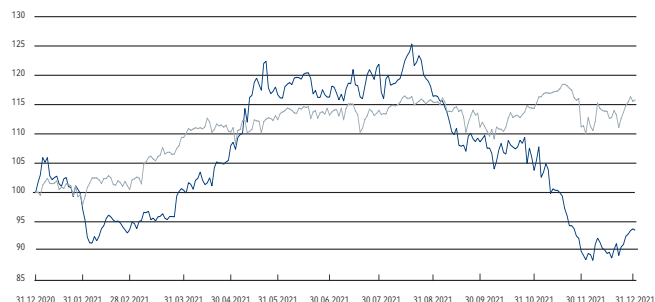


- ▶ **Fresenius Medical Care** is the world's largest provider of products and services for individuals with renal diseases. As of December 31, 2021, Fresenius Medical Care was treating approximately 345,000 patients in 4,171 dialysis clinics. Along with its core business, the Renal Care Continuum, the company focuses on expanding in complementary areas and in the field of critical care.
- ▶ **Fresenius Kabi** offers intravenously administered generic drugs, clinical nutrition and infusion therapies for seriously and chronically ill patients in the hospital and outpatient environments. The company is also a leading supplier of medical devices and transfusion technology products. In the biosimilars business, Fresenius Kabi develops products with a focus on oncology and autoimmune diseases.
- ▶ **Fresenius Helios** is Europe's leading private hospital operator and is active as a provider of reproduction medicine worldwide. Helios Germany operates 90 acute care hospitals, ~130 outpatient clinics and 6 prevention centers. Quirónsalud operates 56 hospitals, including 7 in Latin America, 86 outpatient centers and ~300 occupational risk prevention centers. Eugin Group's network comprises 33 clinics and additional 39 sites across 10 countries on 3 continents. The company offers a wide spectrum of state-of-the-art services in the field of fertility treatments.
- ▶ **Fresenius Vamed** manages projects and provides services for hospitals and other health care facilities worldwide and is a leading post-acute care provider in Central Europe. The portfolio ranges along the entire value chain: from project development, planning, and turnkey construction, via maintenance and technical management to total operational management.

SALES BY BUSINESS SEGMENT



RELATIVE SHARE PRICE PERFORMANCE FRESENIUS SHARE VS. DAX



■ DAX ■ Fresenius share

FRESENIUS SHARE / ADR

	Share
Securities code no.	578 560
ISIN	DE0005785604
Ticker symbol	FRE
ADR CUSIP	35804M105
ADR Ticker symbol	FSNUY
Number of shares (December 31, 2021)	558,502,143
Market capitalization (December 31, 2021)	€19.8 billion

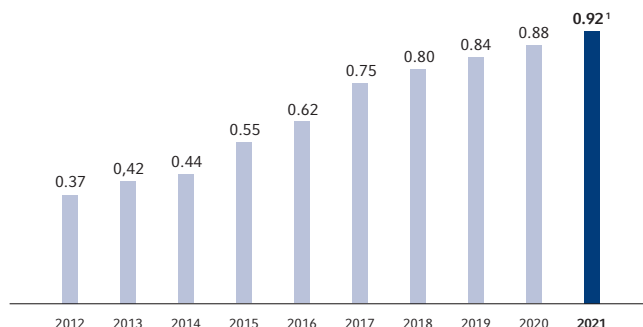
FINANCIAL CALENDAR

	Dates
Report on 1st quarter 2022	May 4, 2022
Annual General Meeting	May 13, 2022
Report on 1st half 2022	August 2, 2022
Report on 1st–3rd quarter 2022	November 1, 2022

Please note that these dates could be subject to modifications.
www.fresenius.com/events-and-roadshows

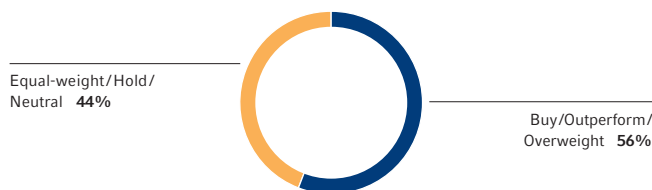
¹ Subject to prior approval by the Annual General Meeting

DEVELOPMENT OF DIVIDENDS IN €



¹ Proposal

ANALYST RECOMMENDATIONS



As of February 22, 2022

GROUP OUTLOOK 2022

	FY/21 Base ¹	Targets 2022 ²
Sales, growth (cc)	€37,520 million	Mid single-digit percentage growth
Net income ³ , growth (cc)	€1,867 million	Low single-digit percentage growth

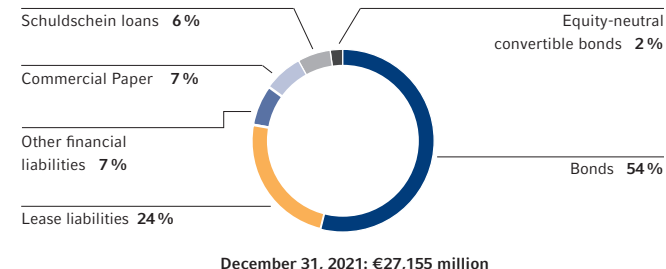
¹ Before special items, including COVID-19 effects

² Before special items, including estimated COVID-19 effects

³ Net income attributable to shareholders of Fresenius SE & Co. KGaA

For the outlook of the business segments please see the Investor News of February 22, 2022.

FINANCING MIX OF THE FRESENIUS GROUP





CONTACT



Fresenius SE & Co. KGaA
Else-Kröner-Straße 1, 61352 Bad Homburg v. d. H.
E-mail: ir-fre@fresenius.com
Internet: www.fresenius.de

Markus Georgi
Senior Vice President
Investor Relations & Sustainability
Telephone: +49 (0) 61 72/6 08-24 85
Telefax: +49 (0) 61 72/6 08-24 88

Follow us on Social Media:

 [linkedin.com/company/fresenius-investor-relations](https://www.linkedin.com/company/fresenius-investor-relations)
 twitter.com/Fresenius_IR

For more information please see the imprint on our corporate website.